



Sign Clearly. Vote Confidently.

vote!


An Official Oregon Secretary of State Voter Guide

In Oregon, your signature is your key to making sure your vote is counted and your voice is heard.


Signing your ballot with a signature different from the one you provided when you completed your voter registration, or forgetting to sign it entirely, can delay your vote. Taking a moment to sign clearly matters—here's what you should know:

Why your signature matters


- When your ballot is returned, trained election officials **compare the signature** on your ballot envelope to the signatures associated with your voter registration record.
- Officials pay close attention to the overall style, letter shapes, spacing, and flow of your signature to confirm a match.
- If your signature is **missing or does not match**, you will be notified and have **21 days** after Election Day to **confirm it**, so your vote can be counted.




Tips for signing your ballot



1. Use your usual signature.
Local elections officials also get data from the DMV, so you can always reference the one on your Oregon driver license, permit or ID card.



2. Sign clearly and completely inside the signature box.



3. Never let anyone else sign your ballot for you—not even a family member or power of attorney.



A forged signature can result in a class C felony, carrying a penalty of up to 5 years in prison.



Learn more at:
OregonVotes.gov